

READY TO CHOOSE YOUR

Wedding Stationery?

Your Free Guide



www.ido-online.co.uk

ido 

WEDDING STATIONERY



W E D D I N G S T A T I O N E R Y

Coleraine, Northern Ireland

For all your Wedding Stationery
Requirements. Save the Dates, Invitations
and on the Day Stationery

HELLO! THANK YOU FOR REQUESTING MY
'WEDDING STATIONERY TIPS AND
ADVICE'

I HOPE YOU FIND THIS USEFUL, AND
THAT IT HELPS MAKE BOOKING AND
ORDERING YOUR WEDDING INVITATIONS
A LOT EASIER FOR YOU. IT'S ALL ABOUT
KNOWING WHAT YOU NEED BEFORE
YOU REQUEST QUOTES. GIVE ME A
SHOUT IF THERE'S ANYTHING YOU'RE
UNSURE OF THAT I HAVEN'T COVERED
HERE. X

About my Business

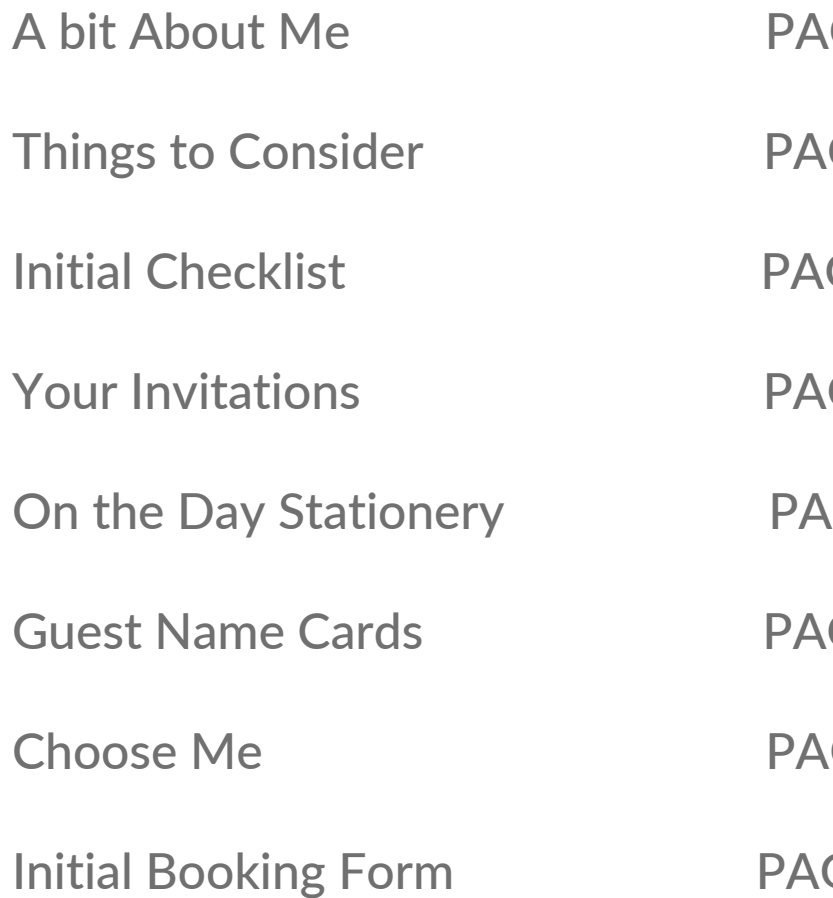
I specialise in Bespoke, Individually Designed and affordable Hand crafted Stationery. I am very passionate about what I do. You can be assured of first class personal and friendly service. I will guide you every step of the way and I am always here to help you to make your experience as smooth and as special as possible. I want you to have Wedding Stationery you are PROUD to send to your family and friends.



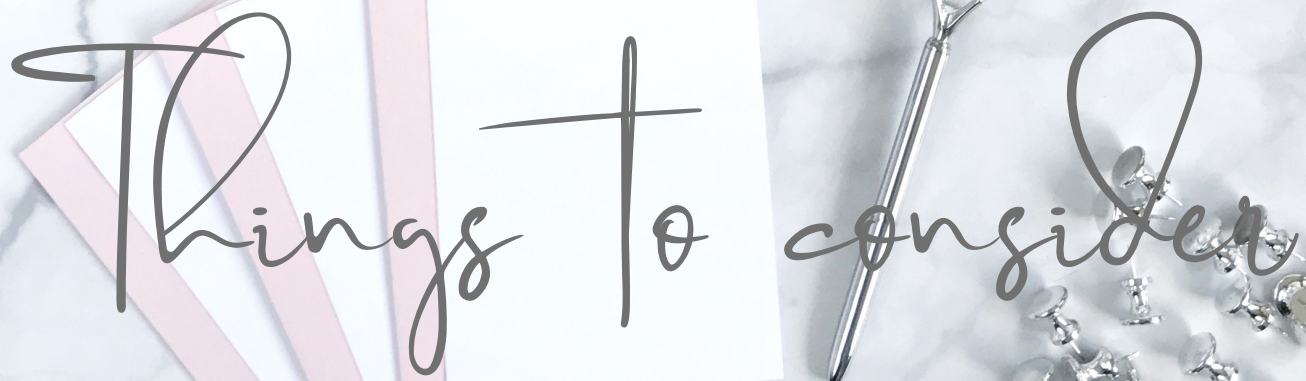
Hello I'm
Bronagh

Mum of 5, and
Nannie to 3 Grandchildren
I love designing,
Decorating and Up-Styling
Furniture. Most
Importantly, I'm
WEDDING CRAZY!

Table of Contents



A bit About Me	PAGE 2
Things to Consider	PAGE 4
Initial Checklist	PAGE 5
Your Invitations	PAGE 6
On the Day Stationery	PAGE 7
Guest Name Cards	PAGE 8
Choose Me	PAGE 9
Initial Booking Form	PAGE 10
Eg of a Design Mood Board	PAGE 11
Final Points	PAGE 12



Things to consider

Begin the Excitement!

Your Wedding Invitation is the first glimpse of your Wedding that your guests will see. Share your excitement with them by sending them an Invitation that not only sparks excitement, but is also a reflection of you and what this day means to you. This doesn't necessarily mean that you need to go over the top, but with a little bit of thought, your stationery can look like something no one else has had or seen before.

Singing or Dancing?

Decide what role your Stationery will play in your Wedding. Is it going to simply extend an Invitation to your guests or do you need it to cover a larger section of your day? It can be the backbone to perfect organisation by ensuring you have accurate guest numbers on the day, a smoothly running timetable of events and also help to ensure you don't unwrap 40 toasters after receiving your gifts. There's no right or wrong, it is simply down to the role you need it to play.

Work it!

The design chosen for your Invitations can carry over into playing a major role in your Decor by featuring on your Guest Name cards and Table Numbers, Table Plan, Favours, Menu's etc. Your Table Stationery can add that pop of colour, or Individuality to your tables at your Reception. Take advantage of the gorgeous designs for your Wedding Invitations by using them on others areas for your Wedding, you'll get a better deal too if you order everything you need with the one supplier.



First things to think about.....

Estimate your guest list, Include a separate list for Evening Guests if necessary.

Decide on a Style, Theme and Colour Palette for your Wedding

Find out if you need RSVP's for Day AND Evening Guests? (Your Wedding Venue may require the number of extra guests attending in the evening for the purpose of your evening buffet)

Do you Require a Wedding Wish Verse card or Registry Details Card

Do you Require a Guest Information Card? (Will your guests need suggestions for Accommodation, Directions to Ceremony and Reception Venues or any other details regarding the Wedding? If so, a Card Included with your Invitation is a great idea.

Will you be sending a Save the Date card? (This is particularly useful if you have guests who will be travelling to attend, and will need sent out at least 8-10 months prior to your Wedding.)

Your Invitations

If you require an RSVP, which of the following will it need to include?

- Menu Choices
- Request for Dietary Requirements/Allergies
- Transport reservation (if you're supplying this between the ceremony and reception)
- DJ Request for Reception

What is your 'Respond by' Date?

Anything Else you would like included?

If you require A guest Information section, which of the following will it need to include?

- Flight Info/Dates/Times (if you've a number of guests Travelling)
- Driving directions from the Ceremony Venue to the Reception.
- Public Transport (Taxi Names and Numbers)
- List of Accommodation options within short distance of the Reception Venue

Any other Information?

If you would like to make a special gift request

- Are you listed with a gift registry and need to include details for this?
- Would you like to include a 'Wedding Wish' card?

On the Day Stationery

Do you require Table Numbers?

Yes

No

Can I help you with your Table Plan?

Yes

No



Do you Require Menu's, Order of Service or Favours?

Menu's

Order of Service?

Favours

Guest Name Cards

Do you Require Guest Names for your Table?

Yes

No

Would you like an icon on these to indicate Menu choices?

Yes

No



Would you prefer something other than a standard Card for your guest names?

Yes I'd like to consider other options

No, I'm happy with a card option.

Ask for suggestions and ideas to suit your theme

The background of the page is a collage of wedding-related items. At the top, there are white lilies with pink and red streaks. Below that, there are green hydrangeas in a vase, a white ceramic dog figurine on a white base, a clear glass vase with white stationery, and a pink diamond-shaped object. The text is overlaid on a dark grey horizontal band at the top and a white semi-transparent box in the middle.

If you Choose me!

Once you know exactly what you need and how you envisage your Wedding Stationery, this is how my process works.

* Initial Consultation- To get to know each other. This is a chance to let you see some of my work, and for me to get a feel for your Wedding and your requirements. If you are opting for a Bespoke Design for your Stationery, I will begin immediately to collate ideas, produce a mood board based on our discussions and present you with one or two options for your approval. This service has a charge of £40 but this will be deducted from your final invoice once you have booked with me and paid a deposit.

* Initial Estimate for your package

*Booking- 25% deposit secures your Dates.

*Second Consultation 4-6 months prior to your Wedding to finalise your design.

Collection/Delivery of your order.

In between these stages, I am here ANYTIME to answer your questions

Initial Booking Enquiry

WEDDING DATE

STYLE/THEME/COLOUR PALETTE

Describe as best you can, the look you're hoping for.

ESTIMATED NUMBER OF GUESTS

Day Guests

Evening guests

ORDER DATES

Order Completion Date

Date you hope to get your Stationery posted/sent out

A Little Reminder

If you decide to send a save the date prior to your Invitations, it is advisable to do so, 8-10 months in advance of the Wedding.

Example of a client moodboard

For Bespoke Designs



ido 

W E D D I N G S T A T I O N E R Y

Melissa & Jason-5th May 2018 REF JM003696

COLOR PALETTE




PHOTO SENT BY BRIDE TO BE



INSPIRATION



GRAPHIC ELEMENTS



TYPOGRAPHY

Lato Bold - a b c d e f g h i j k l m n o p q r s t u v w x y z

PT Serif - a b c d e f g h i j k l m n o p q r s t u v w x y z

PT Serif Italic - a b c d e f g h i j k l m n o p q r s t u v w x y z

Brilliant Signature - a b c d e f g h i j k l m n o p q r s t u v w x y z

NOTES-

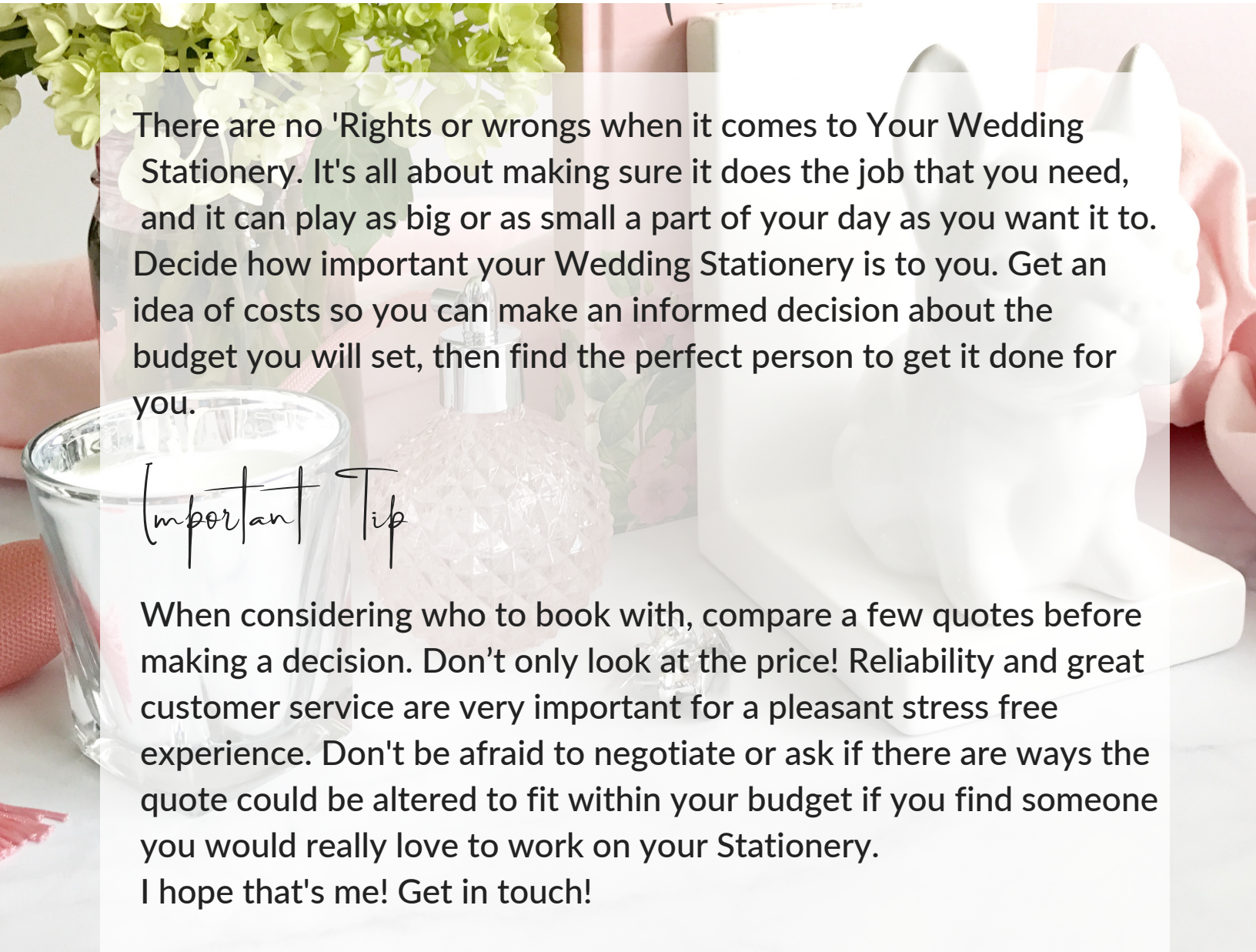
Wedding theme style inspired by Jason & Melissa's love of travelling in their VW Caravan. STATIONERY to feature Caravan design taking Inspiration from the photo of Caravan (sent by client)

COLOUR PALETTE also to come from colours in Caravan photo and to be muted, soft and dreamy
CARD STYLE- Single folding white card.

This is the Mood Board I created for Jason & Melissa. They came to me for a bespoke design. They wanted their Stationery to reflect their Joint passion- Travelling and site seeing in their VW camper van. Melissa sent me a photo of her camper van and a photo of a flower bouquet to give me a feel for the colour palette for their Wedding Day. I created a sketched image of their camper, and it featured on their stationery enveloped in a ring of watercolour florals in dusty pinks and sage green.



Final points



There are no 'Rights or wrongs when it comes to Your Wedding Stationery. It's all about making sure it does the job that you need, and it can play as big or as small a part of your day as you want it to. Decide how important your Wedding Stationery is to you. Get an idea of costs so you can make an informed decision about the budget you will set, then find the perfect person to get it done for you.

Important Tip

When considering who to book with, compare a few quotes before making a decision. Don't only look at the price! Reliability and great customer service are very important for a pleasant stress free experience. Don't be afraid to negotiate or ask if there are ways the quote could be altered to fit within your budget if you find someone you would really love to work on your Stationery.

I hope that's me! Get in touch!